



MAX SYNTAX

BY: MOHIT PRATAP MEHRA

—● www.unitedinstitute.org.in ●—



TODAY'S INDEX




1. CREATION OF MAX SYNTAX



2. SYNTAX OF MAX



3. REQUIRED & OPTIONAL PARAMETER






4. USE OF MAX SYNTAX

X

2. CREATION OF MAX SYNTAX

~~MAXIMUM~~



3. SYNTAX OF MAX

RETURNS THE **LARGEST VALUE** IN A SET OF VALUES

ROLL NO	NAME	ENGLISH	HINDI	MATH
1	PRATAP	60	40	50

=MAX(number1,[number2],...)

↓
KEYWORD

WHAT TO
DO

↓
PARAMETERS

HOW TO
DO



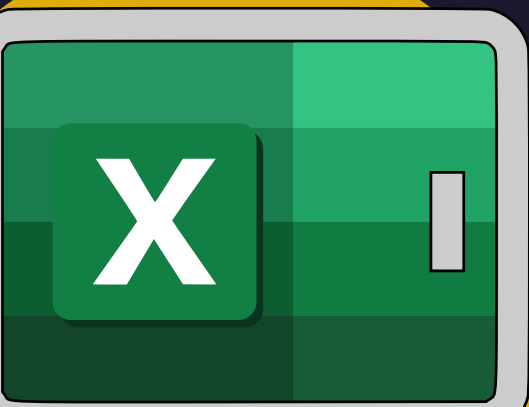
4. REQUIRED & OPTIONAL PARAMTER

ROLL NO	NAME	ENGLISH	HINDI	MATH
1	PRATAP	60	40	50

=MAX(number1,[number2],...)

REQUIRED

[]
OPTIONAL



5. USE OF MAX SYNTAX

ROLL NO	NAME	ENGLISH	HINDI	MATH
1	PRATAP	60	40	50

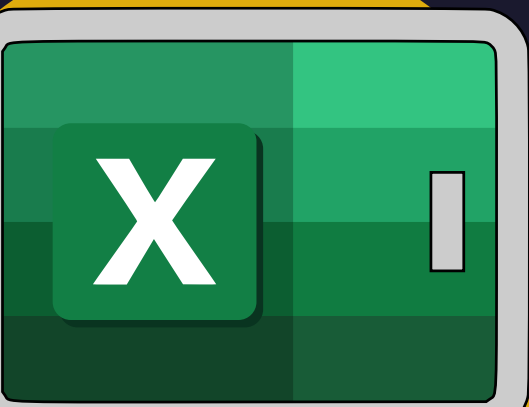
=MAX(number1,[number2],...)

CASE 1: REQUIRED

=MAX(ENGLISH)

=MAX(60)

OUTPUT 60



5. USE OF MAX SYNTAX

ROLL NO	NAME	ENGLISH	HINDI	MATH
1	PRATAP	60	40	50

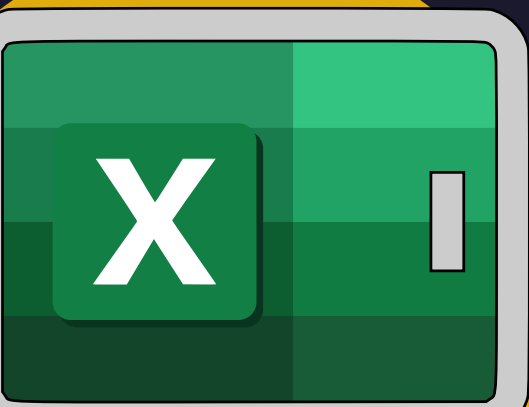
=MAX(number1,[number2],...)

CASE 2: ERROR

=MAX()



ERROR



5. USE OF MAX SYNTAX

ROLL NO	NAME	ENGLISH	HINDI	MATH
1	PRATAP	60	40	50

=MAX(number1,[number2],...)

CASE 3: ARGUMENT

=MAX(ENGLISH,HINDI,MATH)

=MAX(60,40,50)

OUTPUT : 60



DOWNLOAD ALL EXCEL NOTES FROM



UNITEDINSTITUTE.ORG.IN

THANKS
FOR WATCHING



FOLLOW US



UNITED TECH ERA

