



AVERAGE SYNTAX

BY: MOHIT PRATAP MEHRA

—● www.unitedinstitute.org.in ●—



TODAY'S INDEX



1. WHAT IS AVERAGE?



2. CREATION OF AVERAGE SYNTAX



3. SYNTAX OF AVERAGE



4. REQUIRED & OPTIONAL PARAMETER



5. USE OF AVERAGE SYNTAX



2. CREATION OF AVERAGE SYNTAX

MAXIMUM

MINIMUM

AVERAGE



3. SYNTAX OF AVERAGE

RETURNS THE **AVERAGE OF VALUES SUPPLIED** AS MULTIPLE ARGUMENTS

ROLL NO	NAME	ENGLISH	HINDI	MATH
1	PRATAP	60	40	50

=AVERAGE(number1,[number2],...

↓
KEYWORD

WHAT TO
DO

↓
PARAMETERS

HOW TO
DO



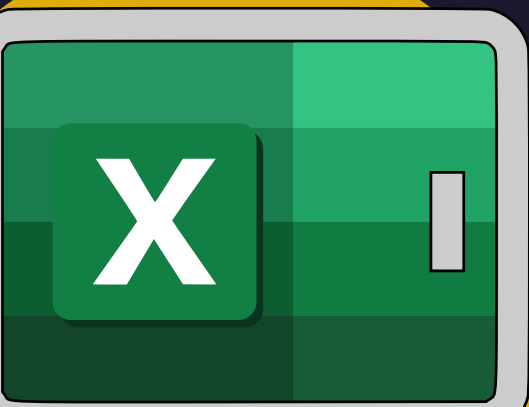
4. REQUIRED & OPTIONAL PARAMTER

ROLL NO	NAME	ENGLISH	HINDI	MATH
1	PRATAP	60	40	50

=AVERAGE(number1,[number2],...)

REQUIRED

[]
OPTIONAL



5. USE OF AVERAGE SYNTAX

ROLL NO	NAME	ENGLISH	HINDI	MATH
1	PRATAP	60	40	50

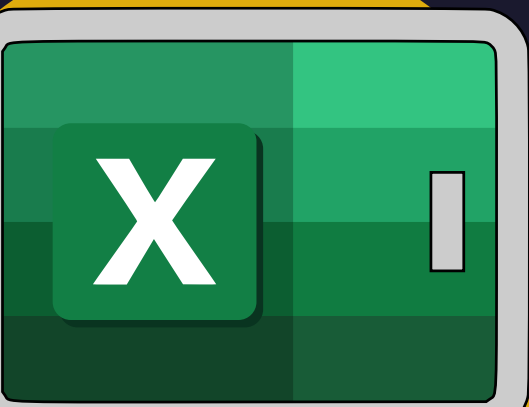
=AVERAGE(number1,[number2],...)

CASE 1: REQUIRED

=AVERAGE(ENGLISH)

=AVERAGE(60)

OUTPUT 60



5. USE OF AVERAGE SYNTAX

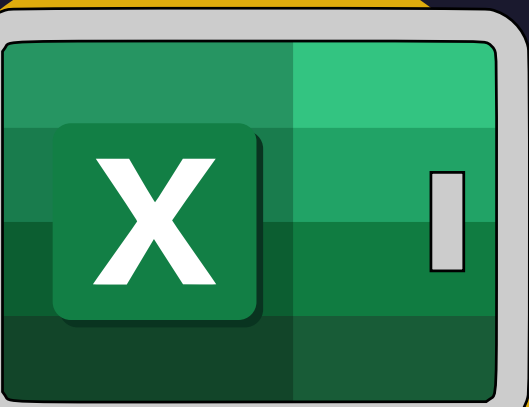
ROLL NO	NAME	ENGLISH	HINDI	MATH
1	PRATAP	60	40	50

=AVERAGE(number1,[number2],...)

CASE 2: ERROR

=AVERAGE()

ERROR



5. USE OF AVERAGE SYNTAX

ROLL NO	NAME	ENGLISH	HINDI	MATH
1	PRATAP	60	40	50

=**AVERAGE**(number1,[number2],...)

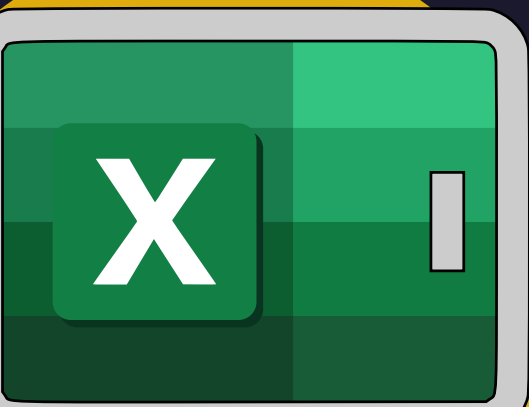
CASE 3: ARGUMENT

=**AVERAGE**(ENGLISH,HINDI,MATH)

=**AVERAGE**(60,40,50)

OUTPUT :

50



DOWNLOAD ALL EXCEL NOTES FROM



UNITEDINSTITUTE.ORG.IN

THANKS
FOR WATCHING



FOLLOW US



UNITED TECH ERA

